

### TECHNICAL DATA

#### PRESENTATION :

	Test Methods	Metric
Roll length		20 m
Roll width		1 m
Coverage		19m <sup>2</sup>
Thickness	ASTM D1000	1600 µm / 1.6mm
Roll weight (per m <sup>2</sup> )		± 1,5 kg/m <sup>2</sup>
Warranty		10 year product warranty

#### PHYSICAL PROPERTIES :

	Test Methods	Metrics
Adhesion – to primed steel	ASTM D1000	2,5 N/mm
Adhesion – to self	ASTM D1000	2,5 N/mm
Resistance to acids, alkalis & salt		Excellent
Temperature range – application		10°C to 35°C
Temperature range – service		5°C to 65°C
Recommended primer		Primer D
Elongation at break	ASTM D1000	15%

### Overview

Tilesafe Original is a self-adhesive, cold applied waterproofing membrane developed for use prior to the application of floor and wall tiles. It consists of a SBS modified bitumen waterproof layer incorporating a woven glass fibre grid on the upper surface. *Locally manufactured*, this high quality membrane can be used in conjunction with Derbigum Manufacturing (Pty) Ltd torch-on membranes to provide a fast and effective waterproofing solution where existing thresholds on balconies are low, and a traditional second screed before tiling would take up too much height.



### Fields of Application

This self-adhesive membrane is recommended as a tiling substrate, where one can tile directly onto the mesh with a fast setting tile adhesive. As the tile adhesive dries, it forms a strong permanent bond.

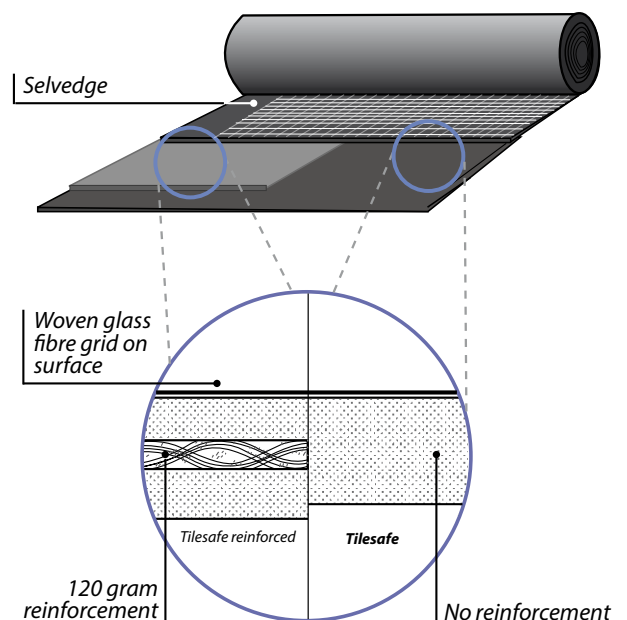
These attributes make Tilesafe Original suitable for:

- Showers / wetrooms
- Kitchens
- Walkways
- Terraces
- Balconies

\*A double layer system of torch-on & Tilesafe Original can be utilised over larger, high risk areas.

### Features

- Tilesafe Skirting and WPC Double Sided Tape can be used in conjunction with Tilesafe to facilitate the corners and gusset pieces of the waterproofing system.
- WPC Double Sided Mastic Tape to be used below side and endlaps (butt joined).
- Release film on surface of the woven glass is pulled off only just prior to tiling.



Specifications are subject to change without notification. Results shown are typical but reflect test procedures used. Actual field performance will depend on installation methods and site conditions.

## INSTALLATION INSTRUCTIONS

### Surface Preparation

- The substrate is to be clean, dry and free of any dust, grease, oils and loose debris. It is to be of smooth and even condition and free of protrusions and voids.
- Screed to falls of 1:80.
- We recommend the use of flanged **WPC side outlets** and/or **WPC roof drains**.
- Prime all surfaces with **WPC Primer D**.

### Considerations for Application

\* Please consult with your nearest WPC branch to confirm the specification and obtain recommendations regarding complimentary waterproofing products.

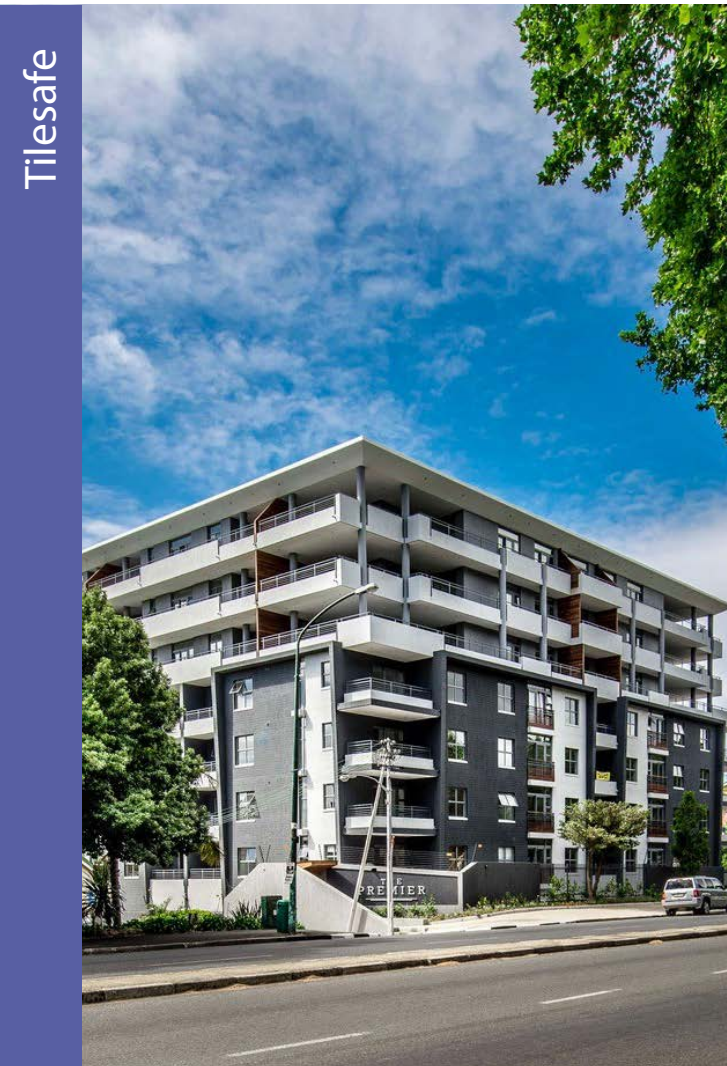

As each project is unique, consideration needs to be given to the following aspects:

- Confirmation of substrates (e.g. drywalling for showers)
- Threshold heights
- Counterflashing
- Balustrades
- Flanged outlets
- Expansion joints

**NOTE: Product is not designed for permanent UV exposure. Option to tile immediately or within a week or two after installing (prior to tiling remove protective film).**

### Storage and Safety

- **Tilesafe Original** is to be transported and stored vertically, and evenly spaced over the roof to distribute the weight (avoiding excess loads in one area).
- The substrate/floor must be regular and free of sharp objects.
- Refer to full MSDS for additional information.



Disclaimer: The use of this product is beyond the manufacturer's control and liability is restricted to the replacement of material proven faulty. The manufacturer is not responsible for any loss or damage arising from incorrect usage. Specifications are subject to change without prior notice.

[www.waterproofingcentre.co.za](http://www.waterproofingcentre.co.za)

[www.derbigum.co.za](http://www.derbigum.co.za)

**Western Cape**  
Cape Town 021 448 7880  
Somerset West 021 854 4760  
George 044 874 3905

**Gauteng**  
Linbro 011 608 0317  
Pretoria 012 803 1552  
Alrode\* 011 868 1028

**KZN**

**Mpumalanga**

**Eastern Cape**

**Durban** 031 569 1843

**Nelspruit** 013 752 4409

**Port Elizabeth** 041 365 2936  
**East London** 043 722 5676

\*manufacturing & export

**"Watertight Solutions"**

Email Us: [assist@waterproofingcentre.co.za](mailto:assist@waterproofingcentre.co.za)  
[assist@derbigum.co.za](mailto:assist@derbigum.co.za)  
Hotline: 0861 WPC 000 / 0861 972 000

Revision 2018-08-01